



1

Ask your family members to do this with you too. How many of the books can you tick?

Do you have
a favourite
Roald Dahl
story?



2

1. _____
2. _____
3. _____

A central graphic with a blue background and a white dashed border. In the center is the word "SENSES" in red, with a blue number "5" above it. Surrounding this are five cartoon characters representing the senses: a red apple for "TASTE", an orange ear for "HEARING", an orange hand for "TOUCH", a blue and white eye for "VISION", and an orange nose for "SMELL". Each character has a small face with eyes and a smile.

1. creepy
2. noisy
3. dark


A cartoon illustration of a light blue unicorn with a pink mane and tail, a single orange horn, and wings. It is depicted in a flying pose. To the left of the unicorn, the text "Fly like a Unicorn" is written in a bold, black, sans-serif font. The entire illustration is set against a white background with a blue dashed border.

1. as _____ as a mouse
2. bouncy like a _____
3. as _____ as a puddle





THE SPLENDIFEROUS WORLD OF ROALD DAHL



3

One way Roald Dahl used descriptive language was to describe the many wonderful **CHARACTERS** he created in his stories, to help bring them to life for the reader.

You may have heard of **THE BFG**, **MATILDA**, **THE TWITS**, **FANTASTIC MR FOX** and the many other fantastical characters that Roald Dahl created...

It is likely that you can describe a character's **APPEARANCE** (how they **LOOK** and **DRESS**), because of how Roald Dahl described them. You may also be able to describe what that character's **PERSONALITY** is like (how they **BEHAVE**, what they **THINK** and what they **LIKE** and **DISLIKE**). You too can use descriptive language in this way!

Look at the two sets of descriptions below—the top row describes a character's **personality** and the bottom row describes a character's **appearance**. Try to **pair** each personality with an appearance you think most **matches** it to create **6 different characters**!

PERSONALITY

WICKED and CRUEL, this character delights in DISASTER. They create MISCHIEF and MISFORTUNE wherever they go.

This character is rather CLUMSY. They never remember to look where they are going, so they are ALWAYS having ACCIDENTS!

This character is quite FORGETFUL and can often be found SNORING in their armchair.

SWEET and GENTLE, this character is beloved by everyone they meet. They have a heart of gold, and they are particularly kind to ANIMALS.

This character is as STRONG as an ox and as BRAVE as a lion. They are always looking for OPPORTUNITIES to HELP people in distress.

SULKY and RUDE, this character enjoys chewing gum and listening to PUNK-ROCK music.

APPEARANCE

A fairy PRINCESS WITH A DELICATE SMILE and hair the colour of SUNLIGHT

A wrinkly OLD GRANDAD with a HEARING AID

A WITCH with a CROOKED BACK AND A FACE sprinkled with WARTS

A teenage girl with SPIKY PINK HAIR and a NOSE RING

A ten-year-old BOY with BROKEN GLASSES AND PLASTERS on both knees

A KNIGHT ON HORSEBACK DRESSED IN shimmering ARMOUR




Did you create a "knight on horseback" who is "strong as an ox and as brave as a lion"? Or maybe a "fairy princess" who is "sweet and gentle"? That's great!

Often, we have a good idea of what we expect a character to be like because of how they are described in other stories. But, just like in real life a person's **APPEARANCE** does not always match their **PERSONALITY** and sometimes people can even judge others because of how they look. That is not nice!

Now, look at the boxes above again and try to create **6 new characters** whose **appearance does not match their personality**. Think outside the box and try to make matches that you **would not expect**!





THE SPLENDIFEROUS WORLD OF ROALD DAHL



4

Finally, it is time for you to **CREATE** your own **SPLENDIFEROUS CHARACTER**! Just like the examples on the previous page, use your imagination to create a character whose **APPEARANCE** does not match their **PERSONALITY** at all!

To give your character lots of life, use the **4 DESCRIPTIVE WRITING TECHNIQUES** we looked at on the first page. Can you remember what they all are? We looked at...

Onomatopoeia

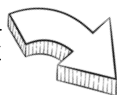
Alliteration

Senses

Simile

Give your character a **NAME**, **DRAW A PICTURE** of what they look like with lots of **DETAIL** and **DESCRIBE** your character's **APPEARANCE** and **PERSONALITY** with **DESCRIPTIVE LANGUAGE**. Who, or what, will *you* create?!

DRAW YOUR OWN CHARACTER HERE



YOUR CHARACTER'S NAME

.....

DESCRIPTION OF APPEARANCE

.....
.....
.....
.....
.....

DESCRIPTION OF PERSONALITY

.....
.....
.....
.....
.....



UNIVERSITY OF
SURREY



@surreyoutreach



@surreyuniwpo

#SurreyWPOatHome

WPO

WIDENING
PARTICIPATION
AND OUTREACH